

Date _____
 AVFI Sales REP _____
 Customer Signature _____

Quote No. _____
 Customer No. _____
 AVFI No. _____

Office Use Only

To generate your order form, please refer to the information provided below to insert the alphabetic and/or numeric code in the respective category boxes. Please note that without this filled out Order Form, your purchase **cannot** be processed.

1	2	3	4
Product Model	Finish	Chargeable Accessories (One Code Per Box)	Custom Cutouts
Choose Top LEX36- _____			

1 Product Model (Choose Top Configuration)



2 Choose Product Finish

Standard Finishes (Ships within 1-15 business days)



Code **FMT**
(Fusion Maple)



Code **CLT**
(Clove)



Code **CJT**
(Crossfire Java)



Code **EBT**
(Ebony)

Optional Finishes (Ships within 20 business days)



HCT



RCT



ART



BRT



ELT



CWT



BAT



SGT

3 Chargeable Accessories (Check all that apply)

- Code **O0** No Accessories
- Code **A2** SH-FL-EX Folding Shelf Kit (Black)Qty _____
- Code **B1** 9031-1 1U Utility Metal ShelfQty _____
- Code **B2** 9031-2 2U Utility Metal ShelfQty _____
- Code **B3** 9031-3 3U Utility Metal ShelfQty _____
- Code **B4** 9041 Sliding Metal Shelf (Rear rack required).....Qty _____
- Code **B5** 9052-2 2U Sliding Metal DrawerQty _____
- Code **B6** 9052-3 3U Sliding Metal DrawerQty _____
- * Code **D1** MIC-18 MX418 S/C MicrophoneQty _____
- * Code **D2** LIGHT-18 Gooseneck LightQty _____
- * Code **D3** FM3 Timer/ClockQty _____
- * Code **D6** GRC60B Black 60mm Round GrommetQty _____
- * Code **D7** GRC60W White 60mm Round GrommetQty _____
- * Code **D8** GRC60G Grey 60mm Round GrommetQty _____
- Code **E1** PB 6 Outlet Power Bar.....Qty _____
- Code **E3** CUB3 Round Cable Well.....Qty _____
- * Code **E4** SF-PB3 3 Outlet Power BarQty _____
- * Code **E5** CUB5 Black Round Cable WellQty _____
- * Code **E6** CUB5 Silver Round Cable Well.....Qty _____
- * Code **E7** PC-PATCH Power-Data ModuleQty _____
- * Code **E8** CUB8 Table Top Cable Well (Wedge surface required).....Qty _____
- Code **H2** RMT14 14U Rack Frame Kit (Rear)Qty _____
- Code **J1** 9107 Lacing BarQty _____
- Code **J4** DIR9200-10 10U Rack ModuleQty _____
- Code **J5** DIR9200-12 12U Rack ModuleQty _____
- Code **K1** C900S Single Monitor ArmQty _____
- Code **K2** C900D Dual Monitor ArmQty _____
- Code **K4** MM1232 Monitor Mount (Flat top surface required).....Qty _____
- Code **M5** MCB1925 Monitor/Camera BracketQty _____
- Code **P4** MAGKEY Additional Key for Hidden LocksQty _____
- Code **Q1** LEV4A4X 4x Levelers for Non-Mobile Applications.....Qty _____

3 Chargeable Accessories (Check all that apply)

- * Code **EJ** CUB22 Power PanelQty _____
- * Code **EK** CUBM3 3-Module Power & Data PanelQty _____
- * Code **EL** CUBM4 4-Module Power & Data PanelQty _____
- Code **K3** PLM1022 Monitor MountQty _____
- * Code **EF** CHGQiB Black Wireless Charger.....Qty _____

Comments (Please use this section to provide additional information)

Notes

CAD Drawings/Symbols
 CAD drawings are available by request at sales@vegroup.net

Custom Cutouts
 Estimated lead time within 20 business days from receipt of P.O. and signed drawings.

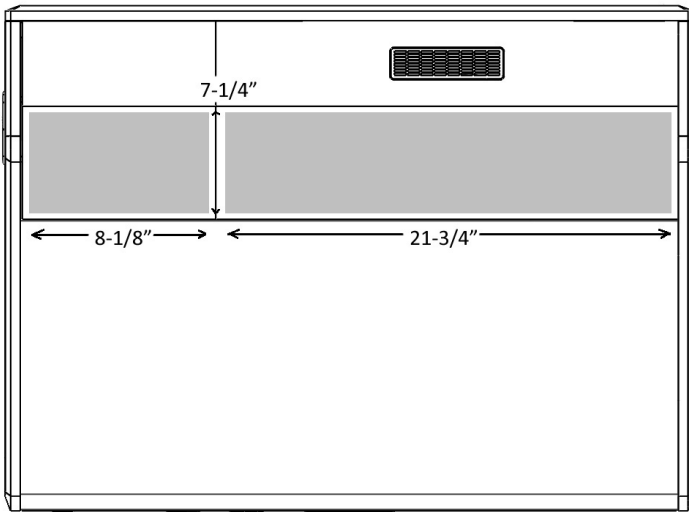
Customizations
 Modifications to design such as shape and/or size variations have to be quoted on a per case basis and are applicable for quantities of 10+ only.

* Cutout Required (Extra Charges will apply)

Custom Cutout Option on Page 2

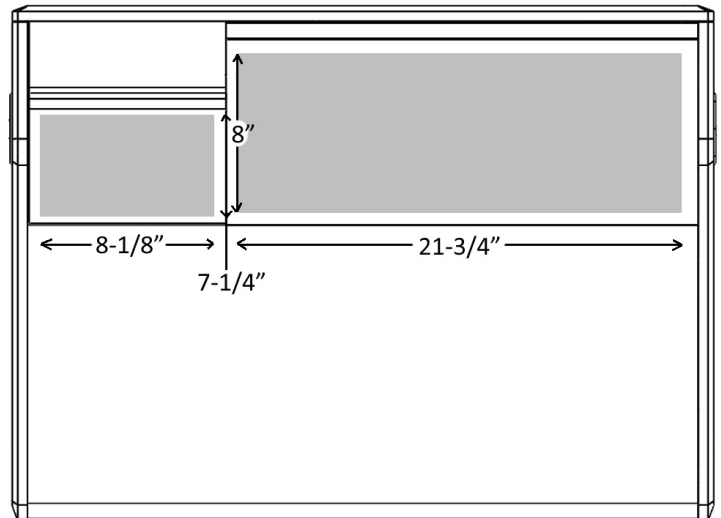
Please indicate custom cutout location on the drawing(s) below

4 Custom Cutout Option (Extra charges will apply)

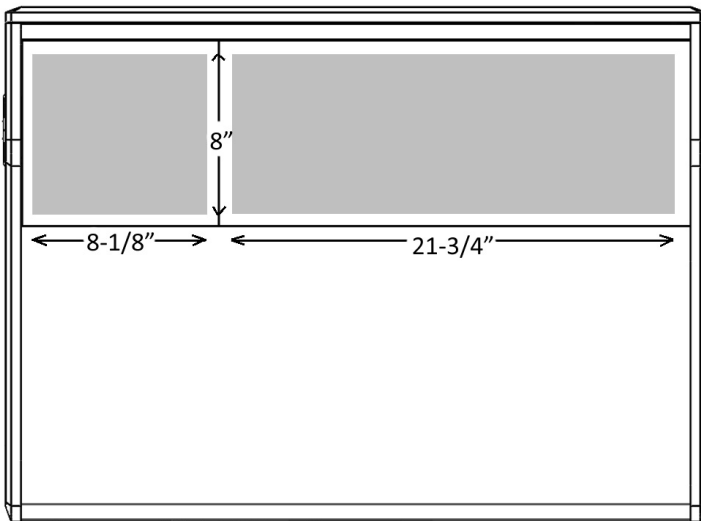


WW - Wedge Top Configuration

WF - Wedge/Flat Top Configuration



FF - Flat Top Configuration



Code **CO** No Custom Cutout

Code **CC** Custom Cutout (Specify on Cutout Area Above)

■ Cutout Area